



Librarians + Elsevier: empowering you and your users

<https://www.elsevier.com/librarians>

Presenter: Cseplész Anita Regional Account Manager Central Europe

April 14 2016

MAY THE FORCE BE WITH YOU!



Agenda

As a librarian, you want to:

- Tell value stories to management and users
- Use technology to save time
- Offer valuable services to your users
- Stay up-to-date on critical information
- Continually upgrade your skills

Elsevier can help!



Tell value stories
to management
and users

Holdings

The screenshot displays the ScienceDirect interface for searching journals. The top navigation bar includes 'ScienceDirect', 'Journals', and 'Books'. Below this is a search bar with fields for 'Search all fields', 'Author name', 'Journal or book title', 'Volume', 'Issue', and 'Page', along with an 'Advanced search' button. The main content area shows 'Publications: 3388 titles found'. On the left, there is a 'Filter by subject' section with categories: Physical Sciences and Engineering, Life Sciences, Health Sciences, and Social Sciences and Humanities, with an 'Apply' button. The main list of journals is filtered by 'Titles starting with "A"'. The list includes journal titles, their types (e.g., Journal), and their access types (e.g., Open Access, Contains Open Access). Two callouts are present: 'Link to holdings reports' pointing to a link above the list, and 'Access Icon' pointing to a small icon next to the journal 'ACC Current Journal Review'.

Journal Title	Journal Type	Access Type
AASRI Procedia	Journal	Open Access
Academic Pediatrics	Journal	Contains Open Access
Academic Radiology		Contains Open Access
ACC Current Journal Review		
Accident Analysis & Prevention	Journal	Contains Open Access
Accident and Emergency Nursing	Journal	
Accounting Forum	Journal	Contains Open Access
Accounting, Management and Information Technologies	Journal	
Accounting, Organizations and Society	Journal	
ACOG Clinical Review	Journal	
Acta Agronomica Sinica	Journal	

<https://www.elsevier.com/solutions/sciencedirect/support/holdings-and-usage-reports>

Usage



You are here: [Login](#)

ScienceDirect® and Scopus® Usage Reporting

Login

User Name:

Password:

[Login](#) [Forgot password?](#)

Latest updates

ScienceDirect 14-March-2016: ScienceDirect reports updated through: February 2016
COUNTER ScienceDirect® reports are COUNTER CoP Release 4 compliant

Scopus 15-March-2016: Scopus reports updated through: March 2016
COUNTER Scopus® reports are COUNTER CoP Release 4 compliant

Customer support

- PDF** Usage reports Quick Reference Guide
- PDF** ScienceDirect User Guide
- PDF** Scopus User Guide
- PDF** Questions? Know who to turn to
- PDF** Journal website usage February 2016
- YouTube** Usage reports instruction videos

Basic info

- [Apply for Elsevier SUSHI service](#)

Elsevier products

- [ScienceDirect®](#)
 - [Enhancements](#)
 - [Resolved issues](#)
- [Scopus®](#)

Related links

- [Admin Tool](#)
- [Project COUNTER](#)

<http://usagereports.elsevier.com/asp/main.aspx>

Playing “Moneyball” in Librarianship: The Winning Strategy of Gap Analysis



<https://www.elsevier.com/books-and-journals/books/moneyball/whitepaper>



ELSEVIER

Use technology to
save time

Automation options to enhance discovery

- Websites
- Federated search
- Text & data mining
- Institutional repositories

<https://www.elsevier.com/solutions/sciencedirect/support/automated-content-integration>

ScienceDirect APIs

- Article Entitlement Retrieval
- Article Recommendation Retrieval
- Article Retrieval
- Authentication
- Enhancement Fragment Retrieval
- Holdings Report
- Non-serial Title
- Object Retrieval
- Object Search
- ScienceDirect Search
- Serial Title
- Subject Classifications

APIs can be used to:

- Update institutional repository
- Update holdings in discovery services
- Perform text mining
- And more!

“Elsevier has taken a lead role in helping libraries improve user access to electronic resources. They were the first to develop these APIs which help time-strapped librarians deliver up-to-date resources. This proactive API serves as a model for other publishers.”

— Carlen Ruschoff, Director, Technical Services and Strategic Initiatives, University of Maryland

Scopus APIs

- Abstract Citation Count
- Citation Overview
- Serial Title
- Subject Classifications
- Abstract Retrieval
- Affiliation Retrieval
- Author Retrieval
- Author Search
- Scopus Search



The screenshot shows a web page titled "Featured Scopus API" with the subtitle "Showcase your research and accomplishments using the Abstract Citation Count API. [Learn how](#)". The page header identifies the user as "Dhananjai M. Rao, PhD." and includes navigation links for "Home", "Teaching", "Research", and "Publications". The main content area is titled "Refereed Journal Articles" and lists three publications with their Scopus citation counts:

1. **D. M. Rao**, J. C. Moler, M. Ozden, Y. Zhang, C. Liang, and J. E. Karro, "PEACE: Parallel Environment for Assembly and Clustering of Gene Expression", *Nucleic Acids Research*, 2010, <http://dx.doi.org/10.1093/nar/gkq470>
2. **D. M. Rao**, A. Chernyakhovskiy, and V. Rao, "Avian Influenza: Predicting and Preventing a Pandemic", *Elsevier Journal of Environmental Modeling and Software*, 2008 <http://dx.doi.org/10.1016/j.envsoft.2008.06.011>
3. **D. M. Rao** and P. A. Wilsey, "Predicting Performance Impacts due to Resolution Changes in Parallel Simulations", *SCS Transactions: Simulation Journal*, Vol. 84, No. 10, Pages 535-565, December 2008 <http://dx.doi.org/10.1177/0037549708090134>

<https://www.elsevier.com/solutions/scopus/features/api>

eBooks Savings Calculator

How much can you save by converting your print books to electronic books? Enter a few quick values in the fields underlined in the calculator below to get an estimate. Contact our ScienceDirect team to find out how many of your books can be replaced with titles on ScienceDirect.

Number of print books to convert to eBooks

Unit of measure: Standard/Imperial Metric

Currency:

Estimated number of shelving units saved:

Space saved:
square feet

Estimated Real Estate Value
Estimate your annual real estate/rental value per square foot

Year 1: Year 3: Year 5:
Year 7:

Estimated cost of housing library items
Estimate your annual cost to house an item in open stacks

Year 1: Year 3: Year 5:
Year 7:

<http://libraryconnect.elsevier.com/ebooks-savings-calculator>



ELSEVIER

Offer valuable
services for your
users



Researchers have ambitions and challenges

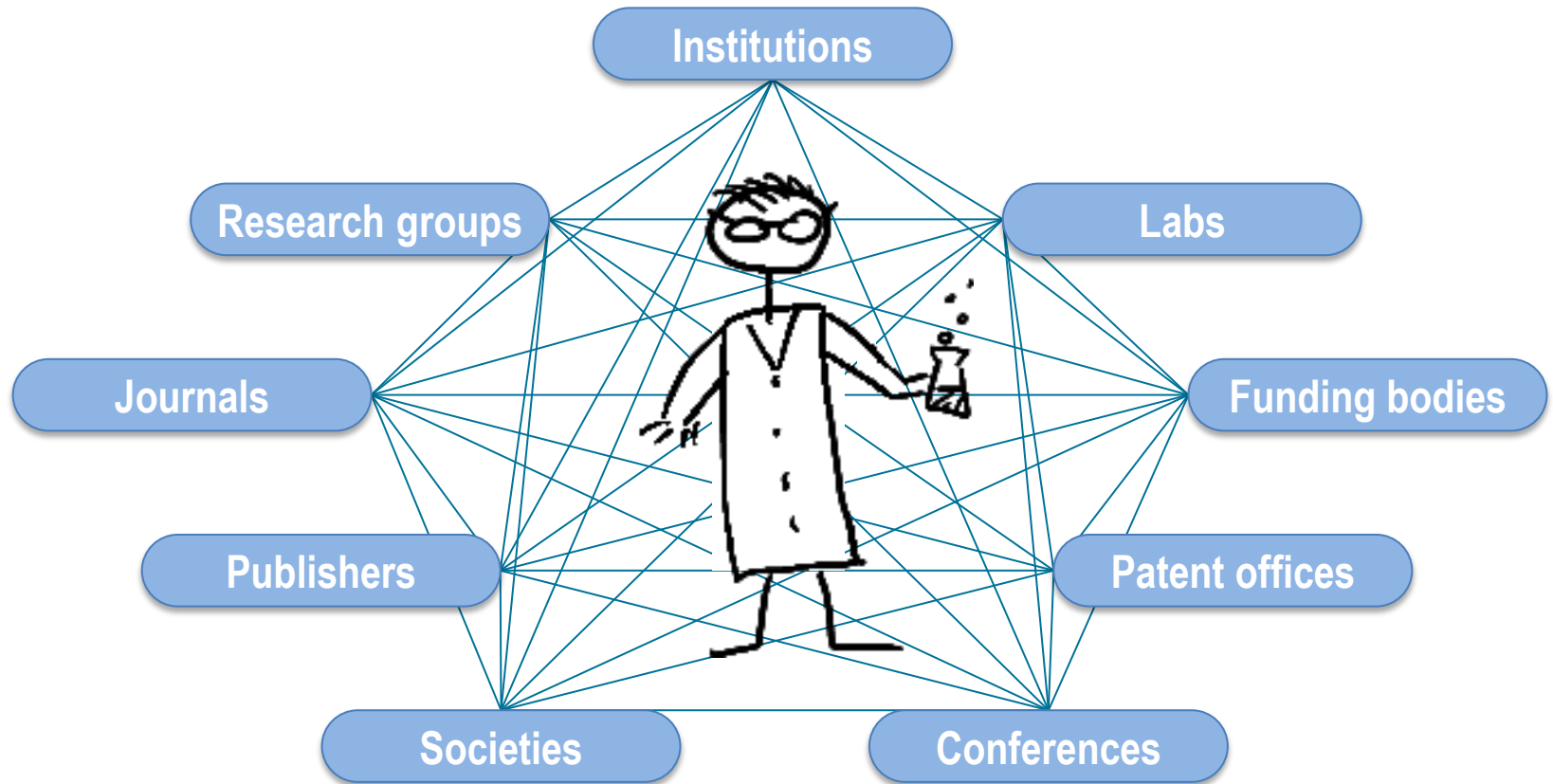


“I love being a researcher because I have an insatiable curiosity and the ambition to make a difference”

“Today’s fast-changing market requires me to be more competitive and collaborative. Empower me to stand out and make a difference!”



Serving all entities: Social Network of Science





TOGETHER

WE CAN DO IT!

www.memes.com

Journal metrics

Journal Metrics Powered by Scopus

Journal Search

HOME ABOUT JOURNAL METRICS SEARCH VALUES RESOURCE LIBRARY FAQ ABOUT SCOPUS CONTACT US

Welcome to Journal Metrics from Elsevier

The academic community has long been demanding more transparency, choice and accuracy in journal assessment. Elsevier now provides three alternative, transparent and accurate views of the true citation impact a journal makes:

- [Source Normalized Impact per Paper \(SNIP\)](#)
- [The Impact per Publication \(IPP\)](#)
- [SCImago Journal Rank \(SJR\)](#)

The three different impact metrics are all based on methodologies developed by external bibliometricians and use Scopus as the data source. Scopus is the largest citation database of peer-reviewed literature and features tools to track, analyze and visualize research output. Via this website, the three journal metrics are provided free of charge.

About Journal Metrics

Journal Search

Search the entire collection of journals covered by Scopus along with their SNIP, IPP and SJR metrics going back to 1999.

Journal title keyword

Start Year

Sort by

Ordered

[Download full values](#)

About SNIP

Source Normalized Impact per Paper measures contextual citation impact by weighting citations based on the total number of citations in a subject field. As a field-normalized metric SNIP offers researchers, authors, and librarians the ability to benchmark and compare journals from different

About SJR

SCImago Journal Rank is a prestige metric based on the idea that 'all citations are not created equal'. With SJR, the subject field, quality and reputation of the journal have a direct effect on the value of a citation. It is a size-independent indicator and it ranks journals by their

About IPP

The Impact per Publication measures the ratio of citations per article published in the journal.

The Impact per Publication measures the ratio of citations in a year (Y) to scholarly papers published in the three previous years (Y-1, Y-2, Y-3) divided by the number of scholarly papers published in those same years (Y-1, Y-2, Y-3).

The Impact per Publication metric is using a citation window of three years which is considered to be the optimal time period to accurately measure citations in most subject fields.

Taking into account the same peer-reviewed scholarly papers only in both the numerator and denominator of the equation provides a fair impact measurement of the journal and diminishes the chance of manipulation.

Apply to over 20,000 journals, proceedings and book series:

- Are refreshed once per year
- Eliminate the risk of manipulation
- Can correct for citation behavior and database coverage (SNIP and SJR)
- Provide multidimensional insights into journal performance
- Can allow for a direct comparison of journals, independent of their subject classification (SNIP and SJR)
- Are publicly accessible and are integrated into the Scopus Journal Analyzer

<http://www.journalmetrics.com/>

Scopus Article Metrics Module

Scopus

[Hub](#) | [ScienceDirect](#) | [Scopus](#) Applications

Brought to you by Elsevier Dayton IT

Search
Metric details

Alerts

My list

My Scopus
✉ Email

Nonhybrid, finished microbial genome assemblies from long-read SMRT sequencing data [Back to article](#)

Chin C.-S., Alexander D.H., Marks P., Klammer A.A., (...), Korlach J.
(2013) Nature Methods, 10(6), pp. 563-569

Overview

Citations

Scholarly Activity
Mendeley, CiteULike, etc.

Scholarly Commentary
Blogs, Reviews, Wikipedia, etc.

Mass Media

Social Activity
Twitter, Facebook, etc.

Overview

[About Snowball Metrics](#)

Citation Count 🗨️

111

Cited-by in Scopus ⚙️

Field-Weighted Citation Impact ⚖️

20.67

⚙️

Citation Benchmarking %

99th percentile

Compared to Biotechnology articles of the same age and document type

Mendeley 337 Readers

Mass Media 4 Items

Blogs 12 Posts

Pubpeer 1 Comment

Twitter 84 Tweets

4 Other sources
8 Mentions

Elsevier Publishing Campus

The screenshot shows the homepage of the Elsevier Publishing Campus. At the top, the site title "Elsevier Publishing Campus" is displayed in orange. To the right are social media icons for Twitter, Facebook, Google+, and LinkedIn, along with "LOG IN" and "SIGN UP" buttons. Below this is a dark navigation bar with links for "HOME", "COLLEGES", "ABOUT", "MEDIA", and "HELP", and a search bar. The main banner features a stylized tree graphic on the left and a profile silhouette on the right. The text in the banner reads: "Training. Advice. Live Discussion. Networks. Free online lectures. Interactive training courses. Expert advice. Resources to support you in publishing your world-class book or journal article. Certificates to recognize your efforts." A blue "Sign up" button is positioned below the text. Below the banner are six content boxes, each with a title, a brief description, and a representative icon.

Elsevier Publishing Campus LOG IN SIGN UP

HOME COLLEGES ▾ ABOUT MEDIA HELP SEARCH

Training. Advice. Live Discussion. Networks.
Free online lectures. Interactive training courses. Expert advice.
Resources to support you in publishing your world-class book or
journal article. Certificates to recognize your efforts.

[Sign up](#)

College of Skills Training
Online lectures and interactive training courses to boost your publishing and research skills

College of Big Ideas
Community discussions on the latest trends and innovations in publishing and academia

College of Networking
Understand how to make the most of every opportunity and promote your research to your peers

College of Research Solutions
Discover new ways and train yourself for effective and efficient research skills

College of Career Planning
From starting a PhD to navigating your way to becoming a journal editor. Planning your academic career starts here

College of Recommended Organizations
A range of professional organizations supporting your career

<https://www.publishingcampus.elsevier.com>

Mendeley (<https://www.mendeley.com/>)



- Manage references
- Read and annotate
- Generate citations and bibliography



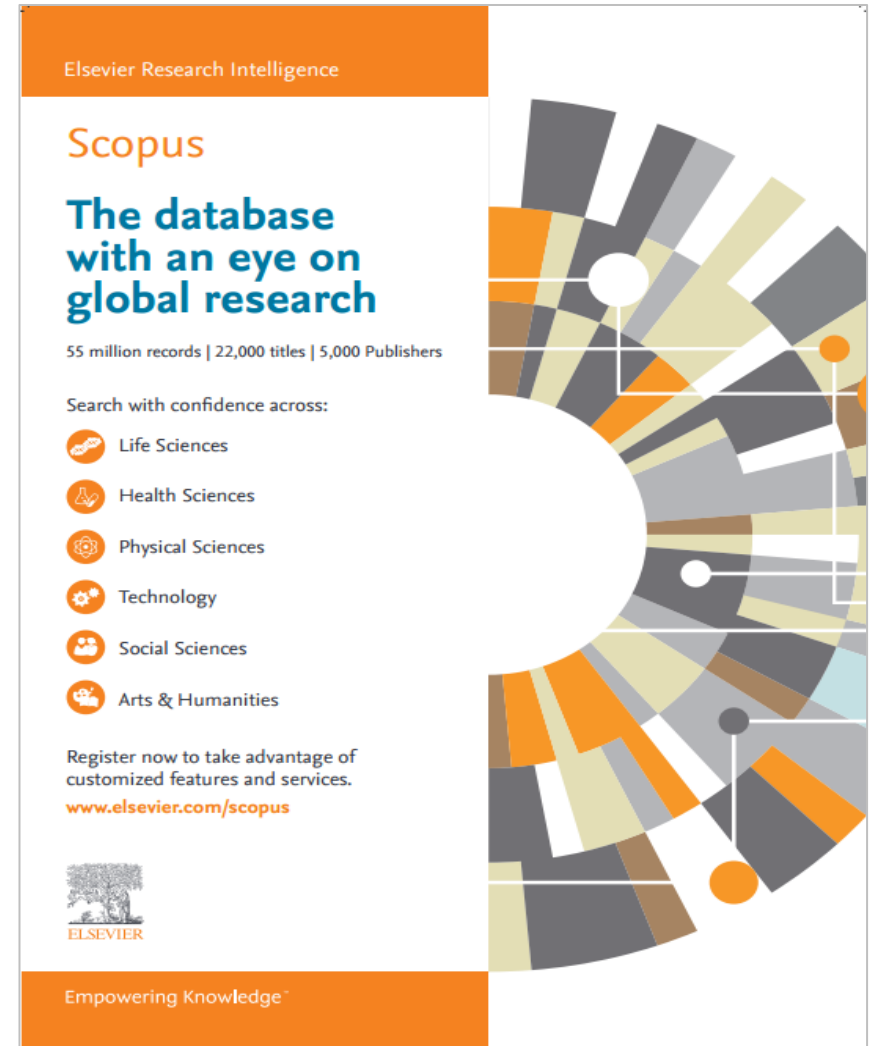
- Share reading lists, articles or references
- Create public and private groups
- Write papers collaboratively



- Showcase your work
- Connect with colleagues
- Follow others

Product Toolkits, Brochures & Promotion

- Videos
- Animated PPT loops for monitors
- Logos & descriptions for library website/catalog
- Email templates
- Quick reference guides
- Webinars
- Fact sheets



Elsevier Research Intelligence

Scopus


The database with an eye on global research

55 million records | 22,000 titles | 5,000 Publishers

Search with confidence across:

- Life Sciences
- Health Sciences
- Physical Sciences
- Technology
- Social Sciences
- Arts & Humanities

Register now to take advantage of customized features and services.
www.elsevier.com/scopus

 ELSEVIER

Empowering Knowledge™

The brochure features a large, stylized sunburst graphic on the right side, composed of various colored segments (orange, grey, green, blue) radiating from a central white circle. The text is arranged in a clean, modern layout with a white background and orange accents.

<https://www.elsevier.com/librarians>

Online product support resources

Learn & Support

General Information

Access to ScienceDirect

Access for Editors

Cookies on ScienceDirect

Rights & Permissions

Search & Discovery Partners

Using ScienceDirect

Using ScienceDirect APIs

Web Accessibility

Information for Librarians & Information Professionals

Admin Tool

Automated Content Integration

Authentication & Access

Discovery Services

Federated Authentication through SAML

Holdings & Usage Reports

Institutional Repository

Knowledge Base Data Exchange

Linking to & from ScienceDirect

Manage My Account

MARC Records

Promote ScienceDirect

Sample Agreements & Title Change Policy

<https://www.elsevier.com/solutions/sciencedirect/support>

<https://www.elsevier.com/solutions/scopus/support>



ELSEVIER



Stay up-to-date
with issues of
importance to
your institution

Policies

ELSEVIER

ELSEVIER SHARING POLICY

Researchers can share their research at each stage of the publication process:

PRESUBMISSION | AFTER ACCEPTANCE | AFTER PUBLICATION | AFTER EMBARGO

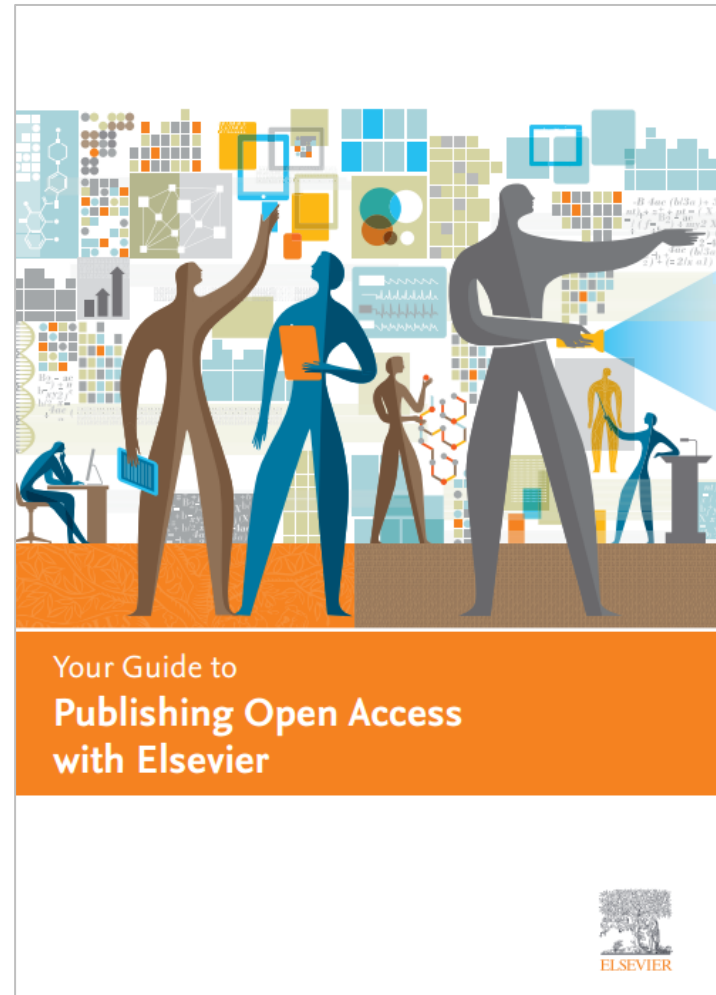
<p>Preprints can be shared anywhere at any time.</p> <p><small>PLEASE NOTE: Cell Press, The Lancet, and some society-owned titles have different preprint policies. Information on these is available on the journal homepage.</small></p>	<p>Author manuscripts can be shared:</p> <ul style="list-style-type: none"> Privately with students or colleagues for their personal use Privately on institutional repositories On personal websites or blogs To refresh preprints on arXiv and RePEc Privately on commercial partner sites 	<p>Gold open access articles can be shared:</p> <ul style="list-style-type: none"> Anytime anywhere on non-commercial platforms Via commercial platforms if the author has chosen a CC-BY license, or the platform has an agreement with us <p>Subscription articles can be shared:</p> <ul style="list-style-type: none"> As a link anywhere at any time Privately with students or colleagues for their personal use Privately on commercial partner sites 	<p>Author manuscripts can be shared:</p> <ul style="list-style-type: none"> Publicly on non-commercial platforms Publicly on commercial partner sites 	SHARE
<p>In all cases:</p> <ul style="list-style-type: none"> Preprints and accepted manuscripts shouldn't be added to or enhanced in any way to appear more like, or to substitute for, the final published journal article All posted articles should link to the final version via the Digital Object Identifier (DOI) Posted author manuscripts need to have a CC-BY-NC-ND user license 				

- Accessibility
- Article withdrawal
- Copyright
- CrossMark
- Custom publications
- Digital archive
- Editorial independence
- InterLibrary Loan
- Hosting Content
- Open access licenses
- Patient consent
- Pricing
- Privacy
- Research data
- Sharing articles
- Text and data mining

<https://www.elsevier.com/about/company-information/policies>

Open Access

- 1,700+ Elsevier journals offer both open access and subscription publishing options
- In 2015, Elsevier was the 4th largest open access publisher, with 20,000 open access (author or funder paid) articles
- Elsevier publishes 104 open archive journals.



Mendeley Data (<https://data.mendeley.com/>)

Put your research data online today
so it can be cited, shared and secure

 Log in
with a Mendeley account

Browse
for datasets



For datasets big and small

Store your research data online

Quickly and easily upload files of any type and we will host your research data for you. Your experimental research data will have a permanent home on the web that you can refer to.



eBooks on ScienceDirect

Online Books Connect

Learn about Elsevier's recently published and recently reviewed titles, new products, and current promotions

- Home
- Issues
- Articles
- New Releases
- Book Reviews
- Subscribe
- Contact Us



Knowledge to fill in the gaps.
SCIENCE AND TECHNOLOGY BOOKS

ScienceDirect Online Books Connect provides information on newly available DRM-free books on ScienceDirect, recent book reviews, and relevant promotions, events, and marketing resources. Come back regularly for updates or [sign up for our newsletter](#) to get the monthly digest directly to your inbox.


For details and pricing: talk to your Elsevier Sales Representative, or submit your request online to have a Representative contact you.

[Request Information](#)

<http://onlinebooksconnect.elsevier.com/>



ELSEVIER

An abstract graphic design on the left side of the page. It features a dark grey silhouette of a plant with leaves and buds. In the background, there are various geometric shapes and patterns, including a grid of dots, a stylized city skyline with a tall grey building, a blue and white DNA double helix, a white atomic model with a central nucleus and orbiting electrons, and a network of white nodes connected by dotted lines. The overall color palette includes shades of yellow, blue, grey, and white.

Continually
upgrade your
skills

More than
33,000 subscribers
in 175 countries

Academic, corporate,
medical and government
librarian authors

Content includes
articles, infographics
ebooklets and more

Over
13,000 followers
on social media

Average webinar has
1,400
viewers

Explore
LIS best practices
technology, tips and trends

Live events feature
experts discussing
local issues

Social content
curated
from premier LIS
sources

Library Connect

Elsevier partners with librarians to create LIS resources and share knowledge through:

➤ **Library Connect Newsletter**

Sign up for a complimentary subscription:
<http://libraryconnect.elsevier.com/subscribe>

➤ **Library Connect Webinars**


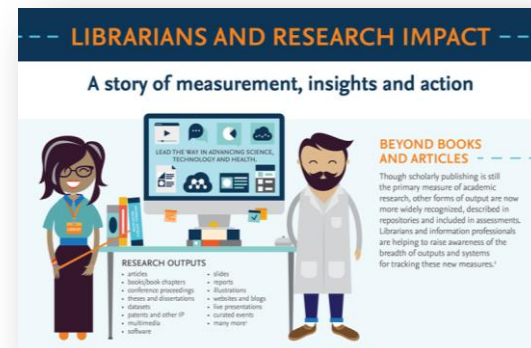
Register for upcoming webinars:
<http://libraryconnect.elsevier.com/library-connect-webinars>

➤ **Library Connect Social**

Join the LIS community on:
[Twitter](#), [Facebook](#), [SlideShare](#), [LinkedIn](#)

➤ **Library Connect Live Events**

Talk to your [regional customer marketing team](#) about events in your area



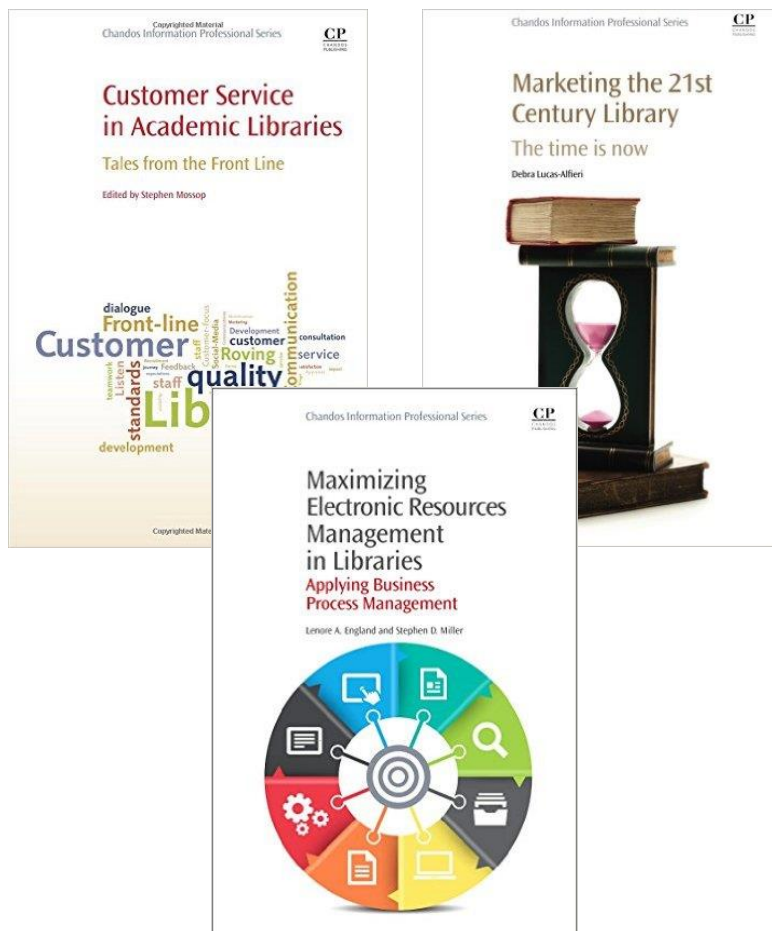
Mendeley Certification for Librarians



Level	Topic	Benefit	Approx. Time
1	Get to know Mendeley	Join "Certified Librarians" Mendeley group with premium-access upgrade, previews of upcoming product releases	2-6 hours
2	Dive deeper into Mendeley	Box of Mendeley materials to help spice up your training sessions*	4-8 hours
3	Promote Mendeley	1 year Mendeley upgrade for 500 users**	2-6 hours
Annual Refresher	New features and LIS topics	Maintain certification status and continue premium access	4 hours (attendance at 3 sessions, each 60-90 minutes)
<p>*Limited to two Level 3 rewards per institution per year **Limited to one Level 3 rewards per institution per year</p>			

<https://www.elsevier.com/solutions/mendeley/support/mendeley-certification-program>


Chandos LIS books and Elsevier LIS journals



- Government Information Quarterly
- Information Processing & Management
- Information and Organization
- International Journal of Information Management
- Journal of Academic Librarianship
- Journal of Informetrics
- Journal of Strategic Information Systems
- Library and Information Science Research
- Telecommunications Policy
- World Patent Information

<https://info.sciencedirect.com/books>

<https://www.elsevier.com/social-sciences/library-and-information-science>



You can do
anything.
Together, we can do
more.



Leading The Way



Questions?

Thank You!

a.cseplesz@elsevier.com

Mobil: +36703310359